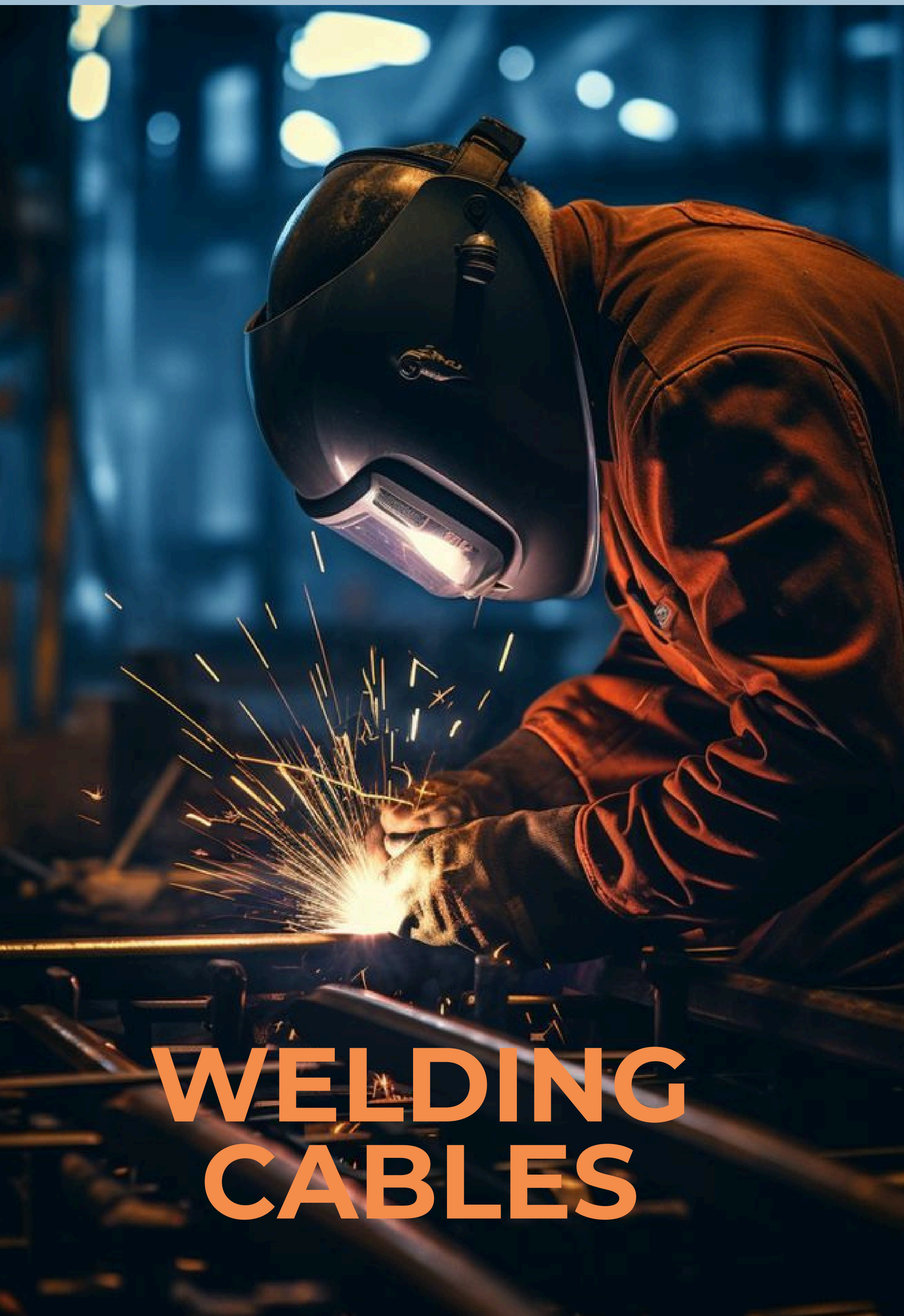




IMT CABLES PVT. LTD.



**WELDING
CABLES**



About us

The flag bearer Company of RAS GROUP , **IMT CABLES PVT. LTD** is one the Leading manufacturers of all types of house wire, elastomeric (Rubber) Cables, Welding Cables, Trailing & Composite Cables, Rubber Hoses etc.

Our products bear ISI mark of quality. Additionally we are capable to Manufacturer cables as per client specifications & different international standards such as British Standard, ASTM, VDE, IEC DIN etc.




IMT CABLES PVT.LTD.

ABOUT OUR WELDING CABLES

These Cables are suitable for use where combination of ambient temp and the temp due to load result in a steady conductor temp not exceeding.

- 60° C for General Service Normal duty Elastomeric compound type SE1 of **IS6380/84**

- 90° C for Heat Resisting Oil Resisting flame retardant (HOFR) normal duty elastomeric compound type SE3 of **IS 6380/84**



IMT CABLES PVT. LTD.

ABOUT OUR WELDING CABLES RANGE

CONDUCTOR :- The Conductor will be composed of plain or tinned annealed high conductivity copper wire complying with IS 8130/84.

BUNCHING:- Required Number of Spools containing the required diameter wire are loaded into the bunching M/C, which twist the wires to form the bunch.

TAPING:- A Polyester Tape is applied over the stranding conductor as a separator tape. Alternatively Paper tape is also applied over the conductor.

SEPARATOR TAPE:- Dry Paper, Polyester Tape etc.

COVERING :- By extrusion over the conductor with any one of the following covering.

(a) Elastomeric Covering Type SE, of IS 6380/84

(b) HOFR Covering Type SE3, of IS 6380/84

PACKING + MARKING :- The Cables will be supplied either in wooden drums or reels or in coils.

ISI MARKING :- As per IS:9857/90 (For Welding Cables)
CML NO. CM/:-9371383



TECHNICAL SPECIFICATIONS

ISI Marked-Welding Cable

Current Ratings of General Service Normal Duty Elastomeric Compound Covered Cable with Copper Conductor

Cross Sectional Area	Copper Constructions	Nominal Thickness	Max. Conductor Resistance At 20°C	Current Rating Maximum Duty Cycle				
				100%	85%	60%	30%	20%
Sq. mm.	Nos./ Dia. mm	mm	ohm/km					
16	510/0.2	2.0	1.21	94	102	121	172	210
25	796/0.2	2.0	0.78	125	136	161	228	279
35	1114/0.2	2.0	0.554	156	169	201	285	349
50	707/0.3	2.2	0.386	197	214	254	360	440
70	990/0.3	2.4	0.272	248	269	320	453	555
95	1344/0.3	2.6	0.206	299	342	386	546	669



ISI Marked-Welding Cable

Current Ratings of HOFR Normal Duty Elastomeric Compound Covered Cable with Copper Conductor

Cross Sectional Area	Copper Constructions	Nominal Thickness	Max. Conductor Resistance At 20°C	Current Rating Maximum Duty Cycle				
				100%	85%	60%	30%	20%
Sq. mm.	Nos./ Dia. mm	mm	ohm/km					
16	510/0.2	2.0	1.21	94	135	146	174	246
25	796/0.2	2.0	0.78	125	177	192	228	343
35	1114/0.2	2.0	0.554	156	221	240	285	403
50	707/0.3	2.2	0.386	197	279	303	360	509
70	990/0.3	2.4	0.272	248	352	382	454	643
95	1344/0.3	2.6	0.206	299	424	460	547	774



TECHNICAL SPECIFICATIONS

ISI Marked-Welding Cable

Current Ratings of General Service Normal Duty Elastomeric Compound Covered Cable with Aluminium Conductor

Cross Sectional Area	Aluminium Construction	Nominal Thickness	Max. Conductor Resistance At 20°C	Current Rating Maximum Duty Cycle				
				100 %	85 %	60 %	30 %	20 %
Sq. mm.	Nos./ Dia. mm	mm	ohm/km					
25	355/0.3	2.0	1.23	100	108	129	183	224
35	495/0.3	2.0	0.901	123	133	159	225	275
50	707/0.3	2.2	0.634	155	168	200	283	347
70	990/0.3	2.4	0.445	196	213	253	358	438
95	1344/0.3	2.6	0.334	237	257	306	433	530
120	1697/0.3	2.8	0.256	307	307	365	517	635



ISI Marked-Welding Cable

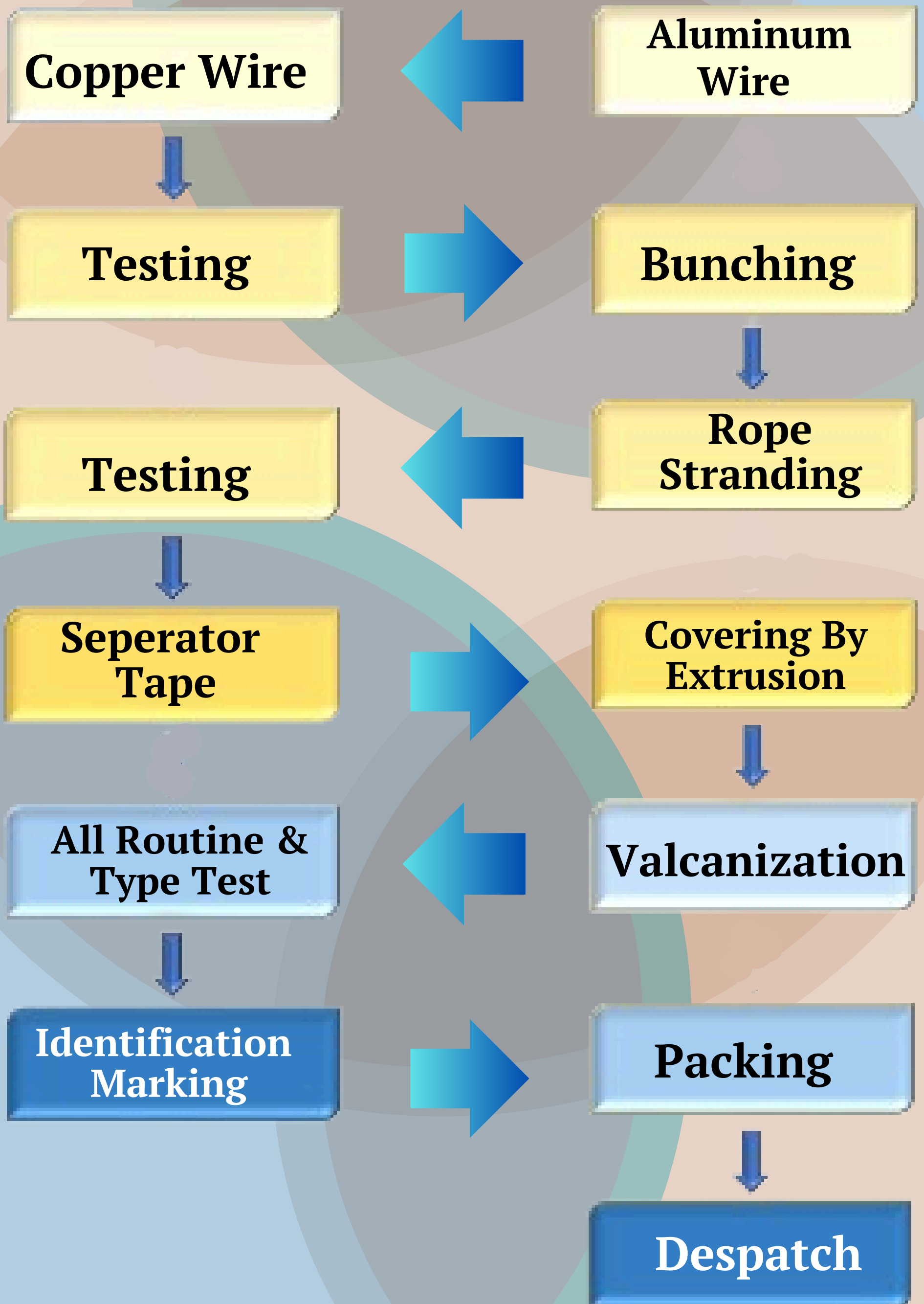
Current Ratings of HOFR Normal Duty Elastomeric Compound Covered with Aluminium Conductor

Cross Sectional Area	Aluminium Construction	Nominal Thickness	Max. Conductor Resistance At 20°C	Current Rating Maximum Duty Cycle				
				100 %	85 %	60 %	30 %	20 %
Sq. mm.	Nos./ Dia. mm	mm	ohm/km					
25	355/0.3	2.0	1.23	144	156	186	263	263
35	495/0.3	2.0	0.901	173	191	227	321	312
50	707/0.3	2.2	0.634	222	241	287	405	405
70	990/0.3	2.4	0.445	280	304	361	511	511
95	1344/0.3	2.6	0.334	339	368	438	617	617
120	1697/0.3	2.8	0.256	404	438	522	738	738



PROCESS FLOW CHART

Welding Cable as per IS: 9877/1990



Contact US



www.imtcables.com



info@imtcables.com



9810109233



9312408952



IMT CABLES PVT. LTD.