




# IMT CABLES PVT. LTD.



# MINING CABLES

[www.imtcables.com](http://www.imtcables.com)

# About Us



# About Us

The flag bearer Company of RAS GROUP , **IMT CABLES PVT. LTD** is one the Leading manufacturers of all types of elastomeric (Rubber) Cables, Welding Cables, Trailing & Composite Cables, Rubber Hoses etc.

Our products bear ISI mark of quality. Additionally we are capable to manufacture cables as per client specifications & different international standard such as British Standard, ASTM, VDE, IEC DIN etc.




**IMT CABLES PVT. LTD.**

# ABOUT OUR MINING CABLES

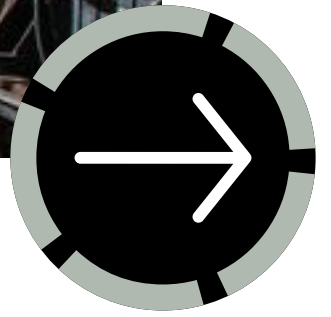
IMT Cables manufacture DGMS approved Mining Cables for Open Cast/Underground Mines.

Mining cables are generally Multicore Metallic/Steel/Copper/GI braided (optional) cables. These cables are manufactured as per BIS -14494/1998 Part-I & Part-II & DGMS Specifications to cater to needs of Government/PSU/Private Sector Mines.

IMT cables has been manufacturing these SPECIALIZED Cables for almost 20 years and have supplied to almost all Coal/Mica/Steel Mines both in Private and Public Sector in India.



**IMT CABLES PVT. LTD.**



# FEATURES

---

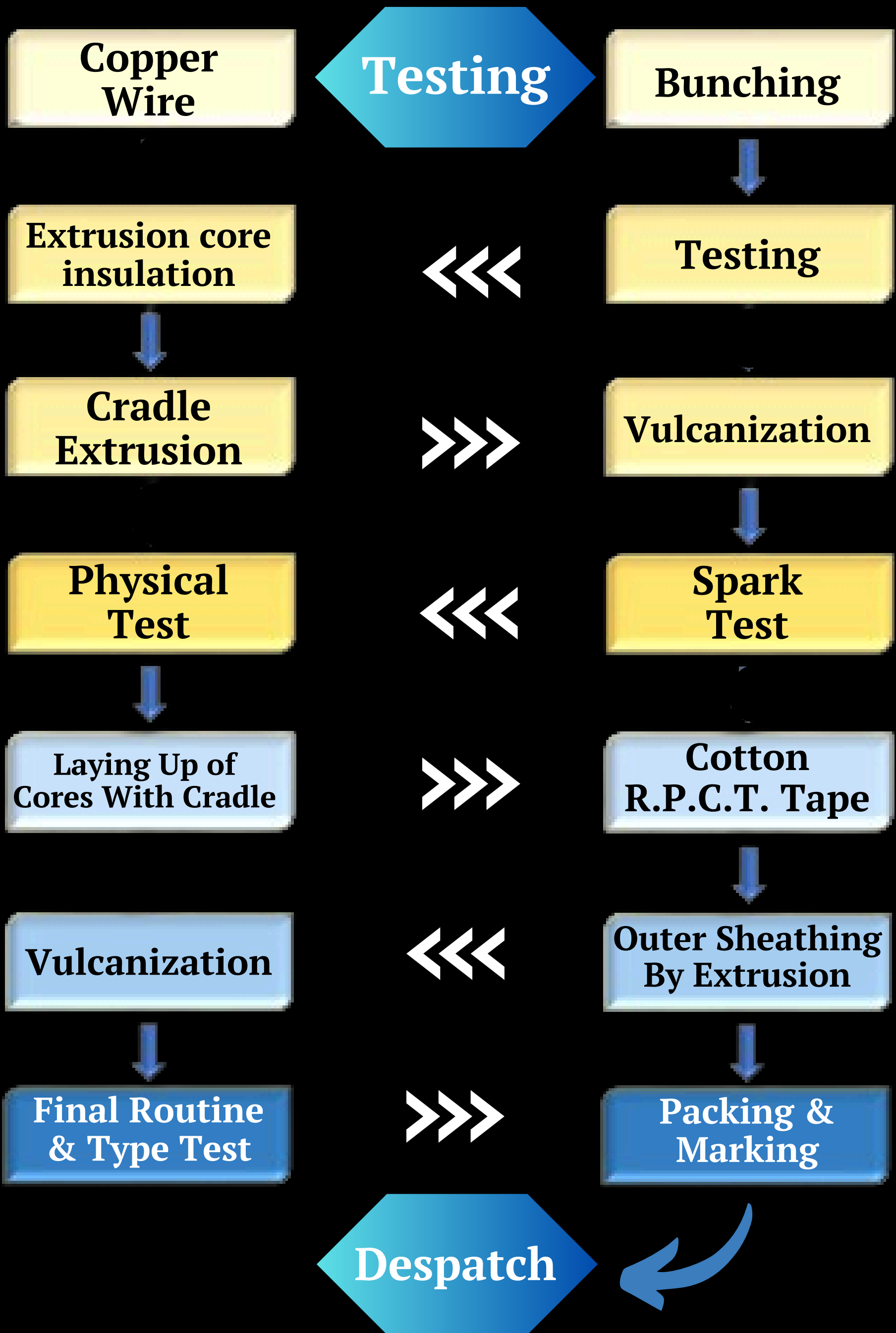
- DGMS Approved
- High quality Elastomers used for insulation & sheathing.
- Non-metallic, semi-conducting taped
- Metallics Screening (Copper, Steel, GI etc)
- Armouring as per IS 3975
- High operating temperature range
- Highly flexible for reeling/unreeling purposes
- High voltage range upto 11.KV



**IMT CABLES PVT. LTD.**

# PROCESS FLOW CHART

Elestomer Insulated Flexible Cable  
For Use In Mines As Per  
IS: 14494/98



IMT CABLES PVT. LTD.

# TECHNICALS

Nominal Area Of Conductor	Nominal Thickness of Insulation For Power Cores			
	1.1 KV	3.3 KV	3.8/6.6 KV	6.35/11 KV
mm <sup>2</sup>	mm	mm	mm	mm
2.5	1	-	---	---
4	1	-	---	---
6	1	-	---	---
10	1.2	-	---	---
16	1.2	2.2	---	---
25	1.4	2.2	3	4
35	1.4	2.2	3	4
50	1.6	2.2	3	4
70	1.6	2.2	3	4
95	1.8	2.4	3	4
120	1.8	2.4	3	4
150	2	2.4	3	4
185	2.2	2.4	3	4
240	2.4	2.4	3	4
300	2.6	2.6	3	4

**Thickness of Inner and Outer Sheath Except Where Otherwise Specified (For Collective Metallic Screened and Pliable Wire Armoured Cables)**

Calculate Diameter Under Inner Sheath		Minimum Thickness Of Inner Sheath	Nominal Thickness Of Outer Sheath
Over	Up To And Including		
mm	mm	mm	mm
---	10	1.4	2
10	15	1.6	2.4
15	20	1.8	2.6
20	25	2	2.8
25	30	2.2	3
30	40	2.4	3.2
40	50	2.8	3.6
50	60	3.2	4
60	70	3.6	4.5
70	80	4	5
80	---	4.4	5.5



# TECHNICALS

## Dimension of Pliable Wire Armour

Calculated Diameter Under Armour		Size Of Armour Strand
Above mm	Up to And Including mm	Number / mm
---	25	7/0.45
25	40	7/0.70
40	60	7/0.90
60	---	7/1.25

### Thickness of Inner and Outer Sheath Except Where Otherwise Specified (Except for Collective Metallic Screened and Pliable Wire Armoured Cables)

Calculate Diameter Under Inner Sheath		Minimum Thickness Of Inner Sheath	Nominal Thickness Of Outer Sheath
Over	Up To And Including		
mm	mm	mm	mm
---	10	1.6	2.5
10	15	1.8	2.8
15	20	2.0	3.2
20	25	2.2	3.6
25	30	2.4	4.0
30	40	2.6	4.5
40	50	3.0	5.0
50	60	3.5	5.7
60	70	4.0	6.4
70	80	4.5	7.1
80	90	5.0	7.8
90	100	5.5	8.5
100	---	6.0	9.0




**IMT CABLES PVT. LTD.**

# TECHNICALS

## SIZE of Power, Earthing and Pilot conductors Except where Otherwise Specified

Power Conductor	Earthing Conductor	Earthing Conductor	Pilot Conductor
	Type-A	Type-B	
mm <sup>2</sup>	mm <sup>2</sup>	mm <sup>2</sup>	mm <sup>2</sup>
2.5	2.5	2.5	2.5
4	4	4	4
6	6	6	6
10	10	10	10
16	16	16	16
25	16	25	16
35	16	35	16
50	25	50	25
70	35	70	35
95	50	95	50
120	70	120	70
150	70	150	70
185	95	185	95
240	120	240	120
300	150	300	150



**IMT CABLES PVT. LTD.**



# Contact Us



[www.imtcables.com](http://www.imtcables.com)

---



[info@imtcables.com](mailto:info@imtcables.com)

---



9810109233



9312408952



IMT CABLES PVT. LTD.